

Painting with Watercolours

Beginner and Intermediate

Topic 1: Regarding Art Supplies

Instructor: Allan Loder



Quality Materials



The Quality of Your Materials . . .

Determines

. . . The Quality of Your Painting Experience



- 1. Paint**
- 2. Brush**
- 3. Palette**
- 4. Paper**
- 5. Supports**

1. Paint

Quality Materials

Selecting Quality Paint

- “Artist” or “Professional” Grade
- “Academy” or “Student” Grade
- “Children’s” or “School” Grade



Marketing “Buzz-words” vs. Real Quality Standards

Your best guide is . . .

personal experience (or ask an experienced artist)

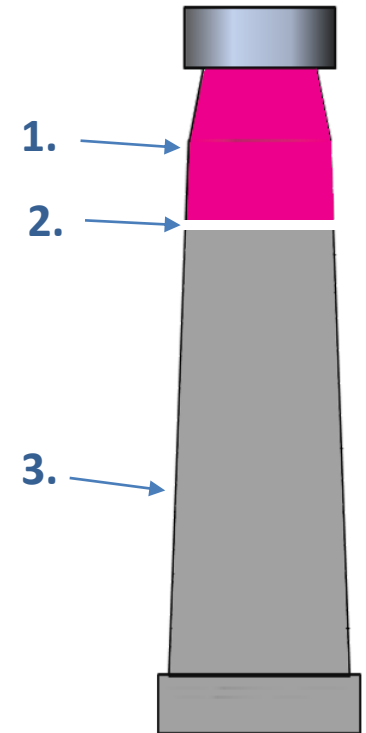
Quality Materials

Basic “Structure” of Paint

1. **Pigment** – provides the colour

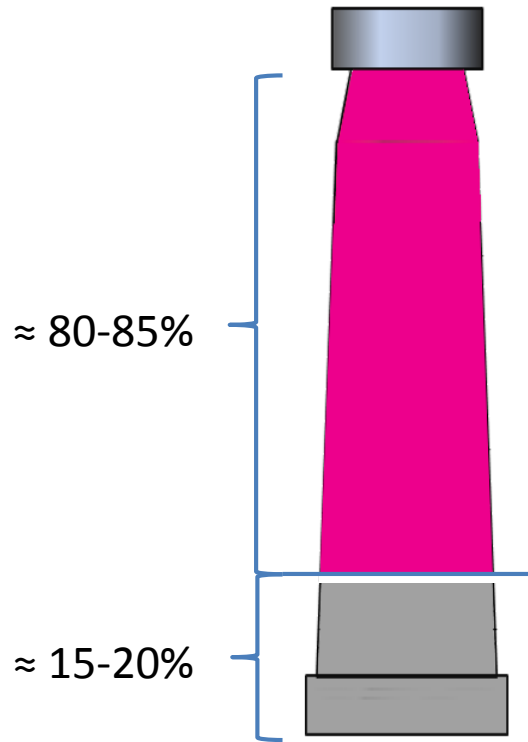
2. **Brightener** – transparent or white crystals that lighten the value and increase the “*chroma*” of the dried paint

3. **Vehicle** (Medium)
 - (a) **Binder (gum arabic)** – holds everything together
 - (b) **Plasticizer (glycerin)** – softens and helps re-dissolve
 - (c) **Humectant (honey or corn syrup)** – prevents drying too quickly
 - (d) **Surfacant (ox gall)** – allows water to be soaked into the paper
 - (e) **Water** – dissolves or suspends all the ingredients, carries them onto the paper, and evaporates when its work is done
 - (f) **Extender or Filler** – used to bulk out and thicken the paint

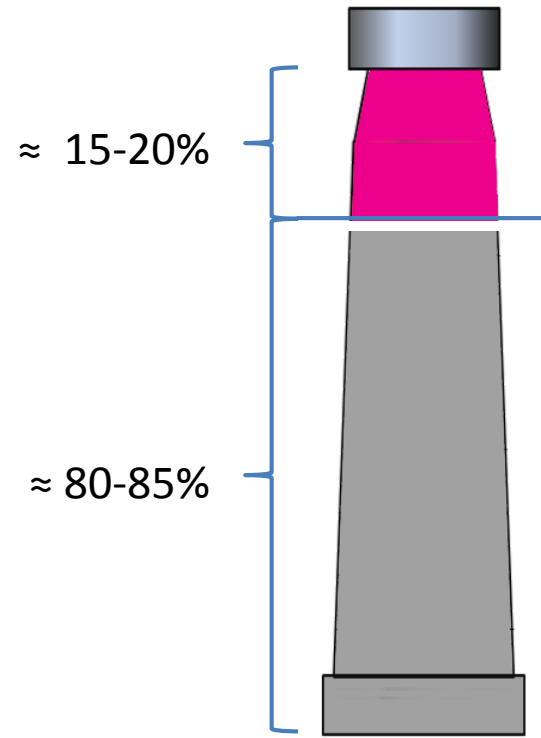


Quality Materials

Basic "Structure" of Paint




Artist / Professional



Academy / Student

Quality Materials

Selecting Quality Paint



Quality Materials

Available Formats



Tubes



Pans



WC Sticks



WC Markers




WC Pencils

Quality Materials

The Beginner's Palette

Common Mistake for Beginners ... Too Many Paints

A yellow sticky note with a torn edge, held in place by two pieces of white tape. The text on the note is centered and reads: Experienced Artists Use Only a Handful of Paints (c. 12-15)

Experienced Artists Use
Only a Handful of Paints
(c. 12-15)

Quality Materials

The Beginner's Palette (Selection of Colours)

Recommended *First Choice*:

- Artist's/Professional Series by *Winsor & Newton*
- Top Quality, but expensive



Recommended *Second Choice*:

- Cotman by *Winsor & Newton*
- Very Good Quality, less expensive
- Better than “Artist’s” quality from many other brands
- Same pigment as Artist’s/Professional for most colours



2. Brushes

Quality Materials

Selecting Quality Brushes

● *Hair*

1. Synthetic (good)
2. Sable/Synthetic mix (better)
3. Red Sable (best)
4. 'Kolinsky' Sable (very best)

● *Shape*

1. Flat (washes)
2. Round (fine work)
3. Pointed Round (finer detail)
4. Rigger (very fine lines)
5. Mop (for large areas)
6. Spotter (very detailed work)

● *Size*

1. #000 - #12
2. Flat ¼" - 1"

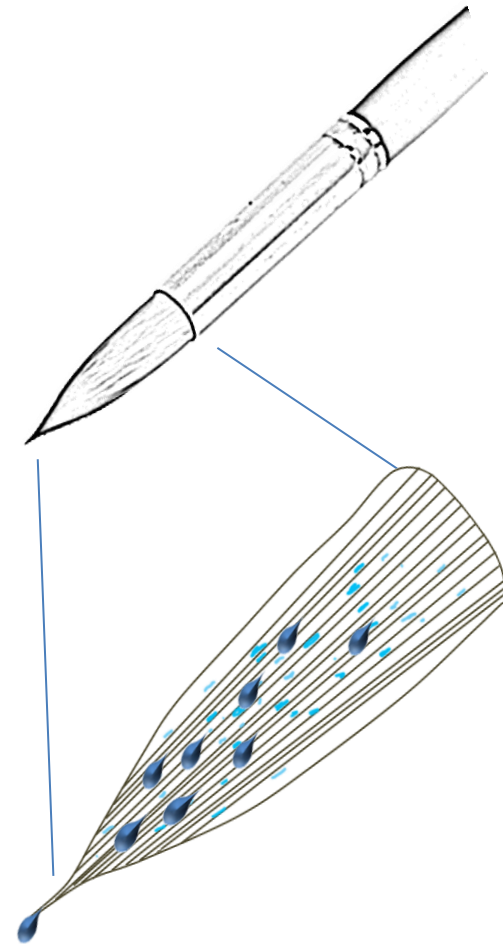


Selecting Quality Materials

Selecting Quality Brushes

Essential Qualities:

- *Point*
- *Tufting (snap & spring)*
- *Load Capacity*
- *“Wicking” / Flow Control*

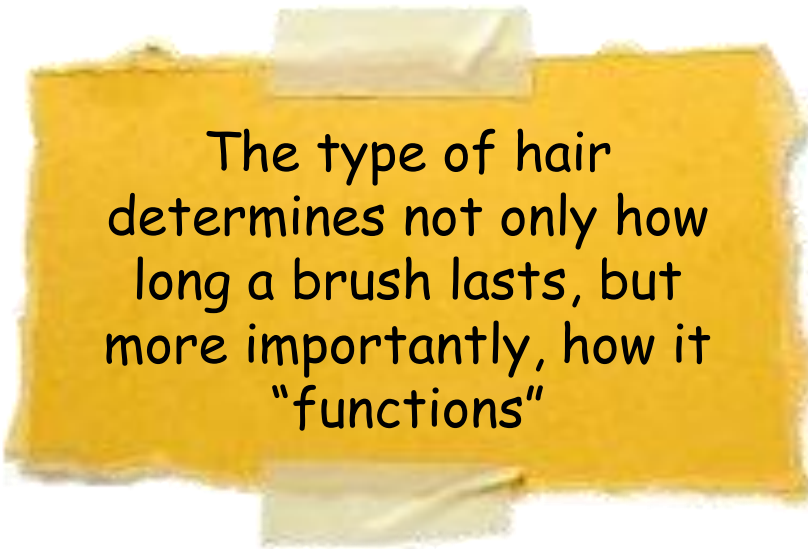




Synthetic
Hair



Natural
Sable Hair



The type of hair determines not only how long a brush lasts, but more importantly, how it "functions"

3. Palettes

Selecting Quality Materials

Palettes



Aluminium



Flower Dish



Wells/Slants



Metal Pan



Wells



Folding

Selecting Quality Materials

Palettes

	<u>Pros</u>	<u>Cons</u>
<i>Plastic</i>	<ul style="list-style-type: none">• Least expensive• Lightweight• Can see colour	<ul style="list-style-type: none">• Water tends to bead• Stains
<i>Metal</i>	<ul style="list-style-type: none">• Not expensive• Medium weight• Painted, can see colour	<ul style="list-style-type: none">• Water tends to bead• Painted - stains• Unpainted - cannot see colour
<i>Porcelain</i>	<ul style="list-style-type: none">• Colour spreads well• Can see colour• Does not stain• Cleans easily	<ul style="list-style-type: none">• Most expensive• Heavy• Breaks if dropped

4. Paper

Selecting Quality Materials

Watercolour Paper

- **Quality**

- Student vs. Artist

- **Format**


- Sheets, Blocks, Pads

- **Weight**

- 90lb, 130lb, 140lb, 300lb, 400lb, etc.

- **Surface Texture**

- Hot Press, Cold Press (a.k.a. NOT), Rough



5. Supports

Building a Good Foundation

Supports for Paper




Stretcher Board



Easel

Mounting Techniques

- Pins
- Clamps
- Masking Tape*
- Kraft Tape*



✋ Exercise:
Stretching Watercolour Paper



✎ Exercise:

An Experiment - Quality vs. “Cheap”

- Watercolour paper
- Paint



<http://www.allanthomasloder.com>

Link to Course Notes



ATL

Allan Thomas Loder
Newfoundland Artist

Home About the Artist Locations Quality Prints Originals Contact

Art Class

Welcome

Limited edition prints may be purchased at various galleries throughout Newfoundland. For a list of locations that carry my artwork, please click on the 'Locations' tab.

Visit us on Facebook

Like Share 325 people like this. Sign Up to see what your friends like.

Please don't forget to like our page.



Allan Thomas Loder Newfoundland Artist

Painting With Watercolours: Beginner and Intermediate

Home

Contact



Online Notes

Course Information

- [Course Outline and Schedule](#) (PDF)

Recommended Resources

Art Stores

- [Curry's](#) Canadian store. Excellent prices. Free shipping for orders \$75 or more.
- [Ken Bromley Art Supplies](#) Located in Great Britan. Excellent prices, but you sometimes (not always) have to pay about 15% duty at the border. Also, watch out for the British Pound to Canadian Dollar exchange rate. I always check on Google before placing an order. Currently, it's cheaper than anywhere in the USA. I use this store when I need something that's not available at Curry's.
- [Art Candsel](#) Located at 210 Kenmount Rd, St John's, NL A1B 3R2 709-738-3600 (Convenient, decent prices, good service.)

