

Painting With Watercolour - Beginner and Intermediate
Course Outline/Schedule
March 30 – May 1, 2015
(6:00 – 9:00 p.m.)

Class 1 (March 30)

Introduction

- Introductions
- Brief overview of Course

Topic 1: Regarding Art Supplies

- Selecting Quality Paint, Brushes, Watercolour Papers, Palettes, etc.
- Presentation of art supplies available for purchase in class
- Tips on where to find good art supplies at reasonable prices

Topic 2: Building a Good Foundation

- Techniques for mounting and ‘stretching’ watercolor paper

 **Exercise:** Paper Stretching

 **Exercise:** An Experiment - Quality vs. “Cheap”

- Watercolour paper
- Paint


Topic 3: Subject Matter

- Tips on choosing a good scene (composition)
- Tips on sketching your scene (common mistakes to avoid)

Class 2 (April 6)


Topic 4: Brush Control Techniques

- Pigment load, angle, pressure and flow, etc.
- Tips on creating a gradient

 **Exercise:** Create your own colour chart

Topic 5: The World of Colour

- Single Pigment Colour vs. “Hue”
- Colour Name vs. Pigment
- Getting to know your paint:
 - lightfastness, staining, granulation, opacity, lifting characteristics, etc.
- Colour Mixing

 **Exercise:** Create Your Own Colour Wheel

Topic 6: Proper Care of Watercolour Brushes

- ❑ Tips on cleaning, drying and storing watercolour brushes

 **Homework:** Select and sketch a scene for major project

Class 3 (April 13)






Topic 7: Basic Techniques - Part 1

- ❑ Flat wash and gradient wash
- ❑ Changing colour wash
- ❑ Hard and soft edges
- ❑ Wet on wet, wet on dry
- ❑ Glazing/layering
- ❑ Lifting, scrubbing, blotting
- ❑ Magic eraser and masking tape

 **Exercise:** Watercolour Painting – Sunset Scene

Class 4 (April 20)

Review and Practice Techniques (videos)

- ❑ Flat wash and gradient wash
- ❑ Changing colour wash
- ❑ Hard and soft edges
- ❑ Wet on wet, wet on dry
- ❑ Glazing/layering
- ❑ Lifting, scrubbing, blotting
- ❑ Magic eraser and masking tape
- ❑ Dropping in colour ( **Exercise:** Practice technique)
- ❑ Negative painting ( **Exercise:** Practice technique)
- ❑ Dry brush ( **Exercise:** Practice technique)
- ❑ Scraping and scratching ( **Exercise:** Practice technique)
- ❑ Masking fluid ( **Exercise:** Practice technique)


 **Exercise:** Watercolour Painting – Sunset Scene

Class 5 (April 27)

***Review/Class Discussion on Lessons learned from Watercolour Painting – Sunset Scene**

Topic 8: The Sky's the Limit

- Techniques for painting a watercolour sky
 - Gradient Wash
 - Pigment load
 - Creating the illusion of distance
 - Forming clouds
 - Common problems

 **Exercise:** Painting a Watercolour Sky






Topic 9: Techniques for the “Landlubber”

- Techniques for Painting Realistic Looking:
 - Trees and Shrubs (Exercise: Practice technique)
 - Rocks, Pebbles and Sand (Exercise: Practice technique)
 - Grass and Moss (Exercise: Practice technique)
 - Kelp and Seaweed (Exercise: Practice technique)
 - Wood Items (wharf, shed, post, etc.) (Exercise: Practice technique)
 - Other . . . Class Suggestions (Exercise: Practice technique)

 **Homework:** Work on major project – Sunset Scene

Class 6 (May 4)


Topic 10: The Complex World of Water

- Techniques for Painting Water
 - Distant Ocean Scene ( **Exercise:** Practice technique)
 - Waves, Ripples and Lops ( **Exercise:** Practice technique)
 - Reflections ( **Exercise:** Practice technique)
 - Highlights and “Shimmer” ( **Exercise:** Practice technique)
 - Creating the Illusion of Transparency ( **Exercise:** Practice technique)

 **Homework:** Work on major project


Topic 11: Painting Like a Pro

- Review and practice of any technique requested by student(s)

 **Exercise:** Work on Major Project

Topic 12: Painting Like a Pro


- Review and practice of any technique requested by student(s)

 **Exercise:** Work on Major Project

Class 7 (May 11)

Lesson 9: Painting Like a Pro (Cont'd...)


- Review and practice of any technique requested by student(s)

 **Exercise:** Work on Major Project

Class 8 (May 18)

Lesson 10: Painting Like a Pro (Cont'd...)


- Review and practice of any technique requested by student(s)

 **Exercise:** Work on Major Project

Class 9 (May 25)

Lesson 11: Painting Like a Pro (Cont'd...)

- Review and practice of any technique requested by student(s)

 **Exercise:** Work on Major Project

Class 10 (June 1)

Lesson 12: Painting Like a Pro (Cont'd...)

- Review and practice of any technique requested by student(s)

 **Exercise:** [class requested]

 **Exercise:** Class presentation/display of major projects

Wrap Up